


Equine passport application EASP



Transpondernummer:

Details of applicant (owner / keeper) also billing address

Name	Initial (s)	
Date of Birth	Sex	Male / Female
Address		
Postcode and City		
Phone number		
(Possible) member number		
E-mail		

Owner information (to be completed by the applicant if it is not the owner)

Name	Initial (s)	
Date of Birth	Sex	Male / Female
Address		
Postcode and City		
Phone number		
(Possible) member number		
E-mail		

Data equine

Equine animal is / is not registered * (* Please delete as appropriate)

Yes, registration number:.....

Specie	<input type="checkbox"/> Horse <input type="checkbox"/> Pony <input type="checkbox"/> Donkey <input type="checkbox"/> Zebra <input type="checkbox"/> different, namely:		
Name			
Date of Birth			
Live number			
Sex	<input type="checkbox"/> Stallion	<input type="checkbox"/> Mare	<input type="checkbox"/> Gelding

Are the color and description in accordance with the registration certificate?

Yes

No, then fully record new description.

Description

Color	
Head	
Left front leg	
Right front leg	
Left rear leg	
Right rear leg	
Other markings	

Checklist horse passport consultant / qualified veterinarian (tick when done)

- description checked
- checked for the presence of transponder
- transponder inserted and controlled operation
- copy (original) registration or passport taken
- barcode sticker pasted on the registration form and registration certificate
- checked for the presence of clinical signs of a surgical procedure to remove a previously implanted transponder

Name horse passport consultant / qualified veterinarian:..... Stamp:

Phone number:.....

Date:.....

Signature:.....

Signature of applicant (owner / holder):..... Date:

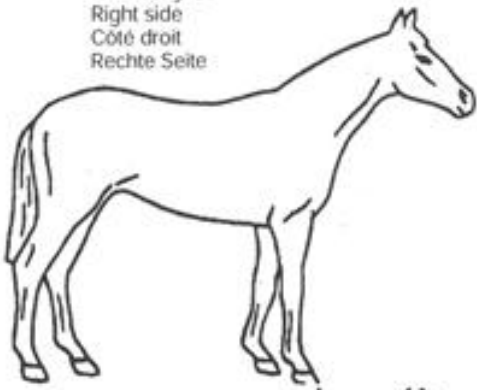
- Send the passport by registered mail, the costs will be charged.**

SEND THIS FORM WITHIN 7 DAYS AFTER FILLING IT OUT TO THE PASSPORT ISSUING AUTHORITY.
EASP Stamboek, Michielsreed 1, 9233 LE Boelenslaan, The Netherlands


Fully complete application, incomplete applications will be returned.

SCHETS
OUTLINE DIAGRAM/SIGNALEMENT GRAPHIQUE/DIAGRAMM

Rechterzijde
 Right side
 Côté droit
 Rechte Seite



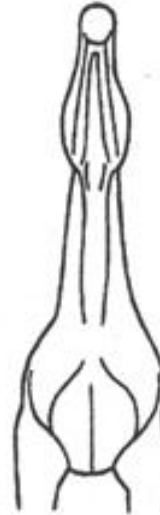
Linkerzijde
 Left side
 Côté gauche
 Linke Seite



Aftekeringen hoofd
 Facial markings
 Visage
 Abzeichen Kopf

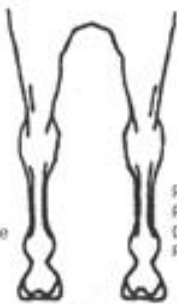


Mond
 Muzzle
 Nez
 Maul



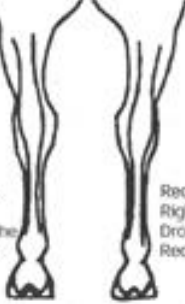
Hals - onderaanzicht
 Neck - under side
 Encolure - vue inférieure
 Hals - Ansicht von unten

Links
 Left
 Gauche
 Links



Rechts
 Right
 Droit
 Rechtes

Links
 Left
 Gauche
 Links



Rechts
 Right
 Droit
 Rechts

Voorbenen - achteraanzicht
 Forelegs - rear view
 Antérieurs - vue postérieure
 Vorderbeine - Ansicht von hinten

Achterbenen - achteraanzicht
 Hindlegs - rear view
 Postérieurs - vue postérieure
 Hinterbeine - Ansicht von hinten

Plaats en datum
 Place and date/Lieu et date
 Ort und Datum

Stempel en handtekening bevoegde persoon
 Stamp and signature of competent authority
 Cachet et signature de l'autorité compétente
 Stempel und Unterschrift der befugte Person